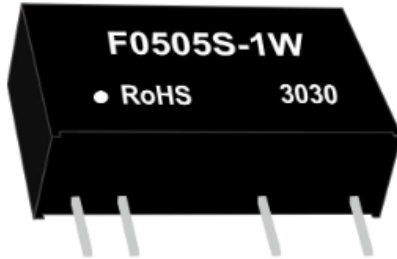




Constant pressure input unsteady double output

Key features



RoHS

- Good temperature characteristics
- Isolation voltage 1000VDC
- Small S/DIP package
- Pins of international standards
- Internal patch design structure
- Comply with RoHS certification requirements

Electrical specifications

Model	Input voltage range(V)	The output of the voltage/current	Minimum output current(mA)	Maximum capacity load(uF)	Efficiency (%)
F0505S/D-1W	4.5 ~ 5.5	5VDC/200mA	20	10	75
F0512S/D-1W	4.5 ~ 5.5	12VDC/83mA	9	4.7	78
F0515S/D-1W	4.5 ~ 5.5	15VDC/67mA	7	2.2	79
F0524S/D-1W	4.5 ~ 5.5	24VDC/42mA	4	1	80
F1205S/D-1W	10.8 ~ 13.2	5VDC/200mA	20	10	76
F1212S/D-1W	10.8 ~ 13.2	12VDC/83mA	9	4.7	80
F1215S/D-1W	10.8 ~ 13.2	15VDC/67mA	7	2.2	80
F1224S/D-1W	10.8 ~ 13.2	24VDC/42mA	4	1	79
F1505S/D-1W	13.5 ~ 16.5	5VDC/200mA	20	10	75
F1512S/D-1W	13.5 ~ 16.5	12VDC/83mA	9	4.7	77
F1515S/D-1W	13.5 ~ 16.5	15VDC/67mA	7	2.2	78
F1524S/D-1W	13.5 ~ 16.5	24VDC/42mA	4	1	78
F2405S/D-1W	21.6 ~ 26.4	5VDC/200mA	20	10	76
F2412S/D-1W	21.6 ~ 26.4	12VDC/83mA	9	4.7	76
F2415S/D-1W	21.6 ~ 26.4	15VDC/67mA	7	2.2	77
F2424S/D-1W	21.6 ~ 26.4	24VDC/42mA	4	1	78

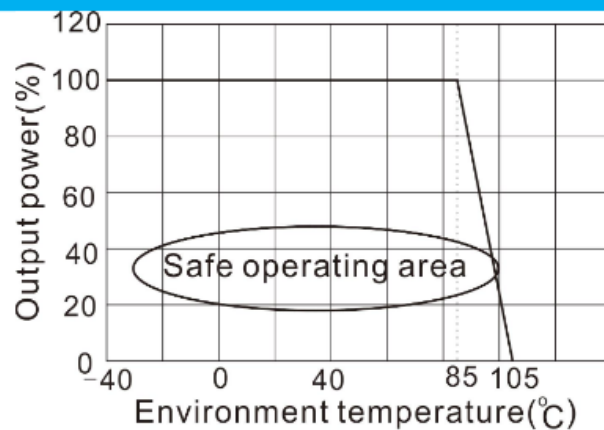
General features

Output voltage accuracy (nominal voltage input, 100% load)	-7.5 (MIN) ,+2.5(MAX)
Load Regulation	15(TYP) 20(MAX)
Voltage regulation factor	1(TYP) ±1.2 (MAX)
Output ripple + noise (20MHz bandwidth, nominal voltage input 100% load)	75 mV(TYP) 100 mV(MAX)
Switching frequency	100KHz(TYP)
Temperature drift coefficient (nominal voltage input 100%)	±0.03%/°C(MAX)

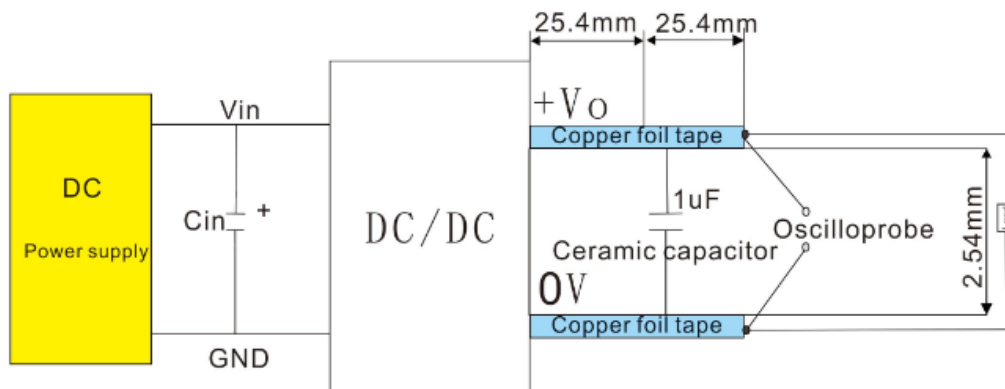


load, and 40 °C ~ + 85 °C)	
Store humidity	95%(MAX)
Working environment temperature	-40°C ~ 85°C
Storage temperature	-55°C ~ 125°C
The shell heats up when the product works	35°C (TYP)
Insulation strength (1 minute test time, less than 0.5MA leakage current)	3000VDC
Cooling way	Natural cooling
The average time between failures (TA = 25 °C)	1 million hours (MIN)
Insulation resistance (insulation voltage 500VDC)	1000MΩ(MIN)
The shell material	Flame retardant heat-resistant plastics(UL94-V0)

Reduction curve



Test method of ripple and noise



NOTE:

The combined voltage drop of the two parallel copper foil should be less than 2% of the output voltage.

Application notices