



RoHS

Key features

- Universal input: 90-265 VAC, 50/60 Hz
- Low ripple and noise
- Over load ,short circuit and over temperature protection
- High efficiency , high density , fine quality and low price
- Industrial design
- Active power factor , PF \geq 0.95@230Vac
- Lower power, RoSH
- 3 Years product warranty

SMC320 series --- a ultra-thin switch switching power supply offered by Zhongyiguang. The maximum output power is 320 W, high efficiency, low loss, PCB material FR4 double-sided process design, with high reliability, high power density, good anti-jamming, widely used in industrial automation, industrial control and other related industries.

Electrical specifications

Model	Input voltage	Output Power(W)	Output voltage(V)	Output current(A)	Ripple(mv)	Efficiency (%)
SMC320-S05	90 ~ 265Vac	320	5	60	150	85
SMC320-S12	90 ~ 265Vac	320	12	25	150	87
SMC320-S15	90 ~ 265Vac	320	15	21.4	150	88
SMC320-S24	90 ~ 265Vac	320	24	13.4	150	89
SMC320-S36	90 ~ 265Vac	320	36	8.9	150	90
SMC320-S48	90 ~ 265Vac	320	48	6.7	150	91

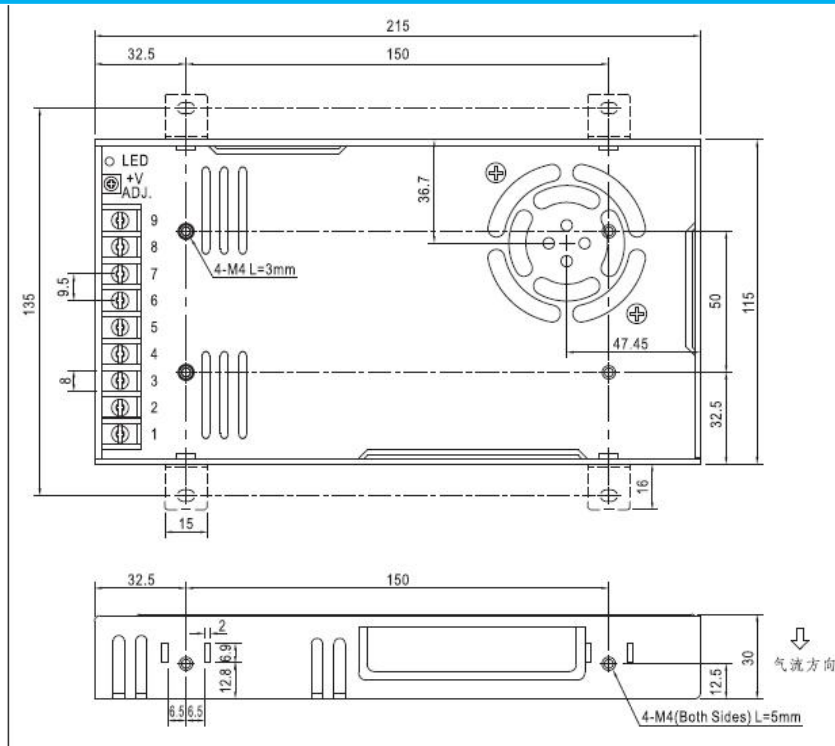
General features

Output	Output accuracy	$\pm 2.0\%$
	Line regulation	$\pm 1.0\%$
	Load regulation	$\pm 1.0\%$
	Setup rise time(TYP)	10ms/230VAC at full load
	Output hold-up time(TYP)	30ms/230VAC at full load
Input	Input voltage range	90 ~ 265VAC
	Input frequency	47 ~ 63Hz
	Input current(TYP)	2.7A /115VAC 1.5A / 230VAC
	Inrush current(TYP)	Cold boot 40 A / 230 VAC
	Leakage current(TYP)	< 1mA at 230VAC/50Hz
Protection	Over-current protection	110--130%, automatic recovery after troubleshooting.
	Over temperature protection	Automatic recovery after troubleshooting.
	Over-voltage protection	Yes, the constant pressure method is less than 1.5*Vout
Working environment	Operating temperature	-40 ~ +70 °C (According to the output load derating)
	Humidity	85% .RH max
	Storage temperature	-40 ~ +85, 10 ~ 95% RH
	Temperature coefficient	0.03%/ (0~ 50°C)



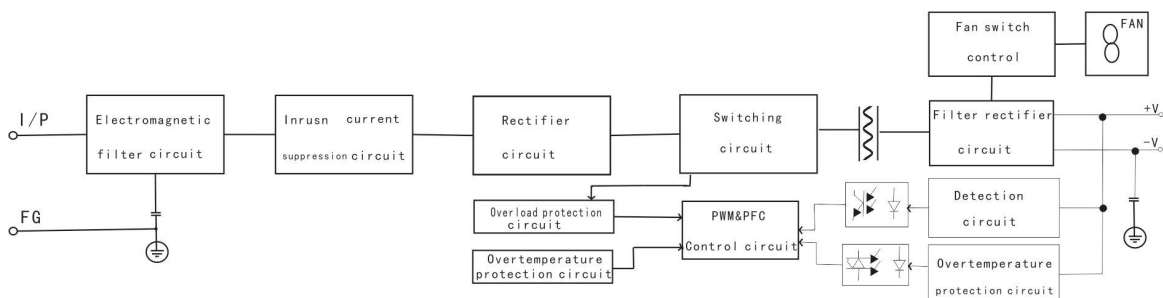
Safety and EMC(Note:3)	Vibration coefficient	10~500Hz,2G10min./1cycle, 60min.each along X,Y,Z axes
	Safety standards	UL60950,EN60950
	I/O-isolation voltage	I/P-O/P:3KVAC I/P-FG(CASE):1.5KVAC O/P-FG(CASE):0.5KVAC
	insulation resistance	I/P-O/P,I/P-FG,O/P-FG:> 100M Ohms/500VDC 25°C 70% RH
	EMI / RFI conducted	EN55011, EN55022 (CISPR22) CLASS B
	ESD	IEC/EN 61000-4-2 level 4 8kV/15kV
	RS	IEC/EN 61000-4-3 level 4
	EFT	IEC/EN 61000-4-4 level 4 4kV
	Surge	IEC/EN 61000-4-5 level 4 2kV
Others	MTBF	≥100K hrs min. MIL-HDBK-217F(25)
	Dimension	215X115X30mm (L*W*H)
Notes	1.All data except where noted, above is the TA = 25 °C, humidity < 75%, the nominal voltage 230 vac input and output rated load measured; The efficiency is measured after 0.5h of the engine.	
	2.The ripple and the noise are in the case of the bandwidth of 20MHz, with 300mm double stranded wire, and the terminal parallel with a 0.1uf high frequency ceramic capacitor and a 100uF electrolytic capacitor.	
	3.The power supply is regarded as a component in the system, and the electromagnetic compatibility of the terminal equipment is required.	

Dimension

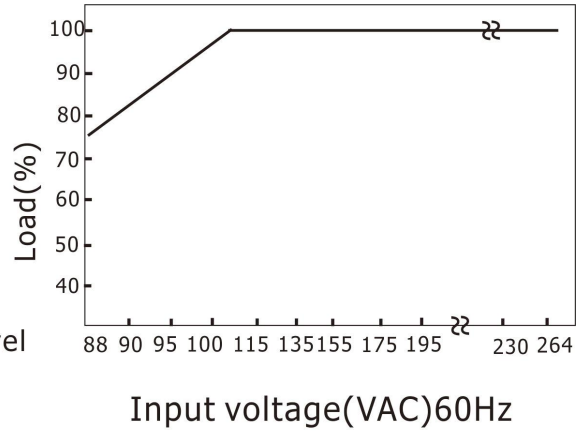
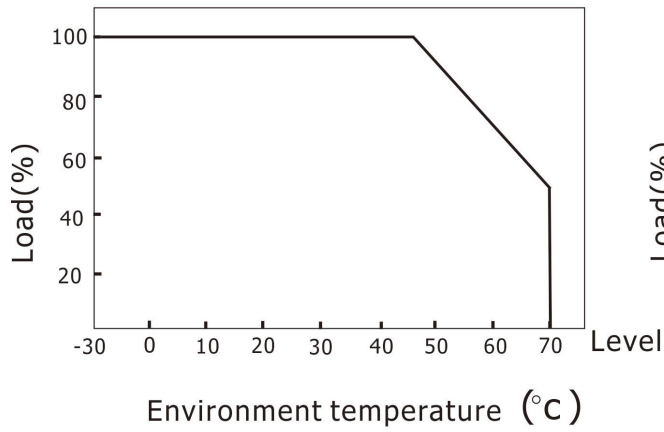


Pin number	Pin function	Pin number	Pin function
1	AC(L)	4-6	-V
2	AC(N)	7-9	+V
3	FG		

Block diagram



Output derating



Zhongyiguang Guangzhou Technology Ltd

✉ : vice@zygkj.com

☎ : +86(20) 3287 4481 / 2292 1551

📍 : NO.2, building 4, NO.8, DouTang Road, YongHe Economic Zone, GuangZhou City, P. R. China