




Constant pressure input unsteady double output



RoHS

Key features

- Good temperature characteristics
- Isolation voltage 1000VDC
- Small S/DIP package
- Pins of international standards
- Internal patch design structure
- Comply with RoHS certification requirements

Electrical specifications

Model	Input voltage range (V)	The output of the voltage/current	Minimum output current (mA)	Maximum capacity load (uF)	Efficiency (%)
B0505S/D-2W	4.5 ~ 5.5	5VDC/400mA	40	10	81
B0512S/D-2W	4.5 ~ 5.5	12VDC/166mA	16	4.7	83
B0515S/D-2W	4.5 ~ 5.5	15VDC/133mA	13	2.2	83
B0524S/D-2W	4.5 ~ 5.5	24VDC/83mA	8	1	80
B1205S/D-2W	10.8 ~ 13.2	5VDC/400mA	40	10	80
B1212S/D-2W	10.8 ~ 13.2	12VDC/166mA	16	4.7	83
B1215S/D-2W	10.8 ~ 13.2	15VDC/133mA	13	2.2	82
B1224S/D-2W	10.8 ~ 13.2	24VDC/83mA	8	1	82
B1505S/D-2W	13.5 ~ 16.5	5VDC/400mA	40	10	80
B1512S/D-2W	13.5 ~ 16.5	12VDC/166mA	16	4.7	82
B1515S/D-2W	13.5 ~ 16.5	15VDC/133mA	13	2.2	82
B1524S/D-2W	13.5 ~ 16.5	24VDC/83mA	8	1	80
B2405S/D-2W	21.6 ~ 26.4	5VDC/400mA	40	10	83
B2412S/D-2W	21.6 ~ 26.4	12VDC/166mA	16	4.7	82
B2415S/D-2W	21.6 ~ 26.4	15VDC/133mA	13	2.2	80
B2424S/D-2W	21.6 ~ 26.4	24VDC/83mA	8	1	82

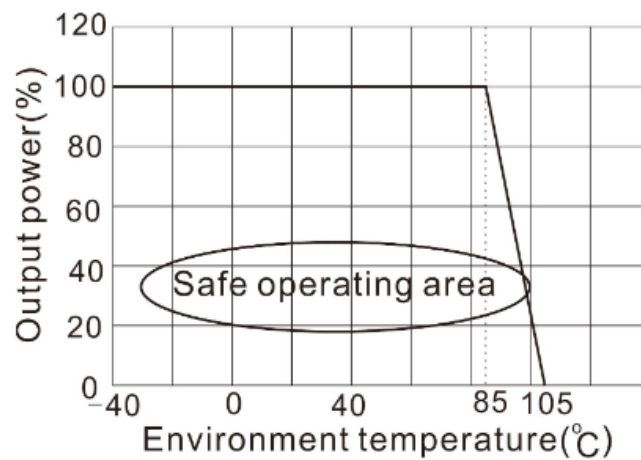
General features

Output voltage accuracy (nominal voltage input, 100% load)	-7.5 (MIN) , +2.5(MAX)
Load Regulation	15(TYP) 20(MAX)
Voltage regulation factor	1(TYP) ±1.2 (MAX)
Output ripple + noise (20MHz bandwidth, nominal voltage input 100% load)	100 mV(TYP) 150 mV(MAX)
Switching frequency	100KHz(TYP)
Temperature drift coefficient (nominal voltage input 100% load, and 40 °C ~ + 85 °C)	±0.03%/°C(MAX)
Store humidity	95%(MAX)

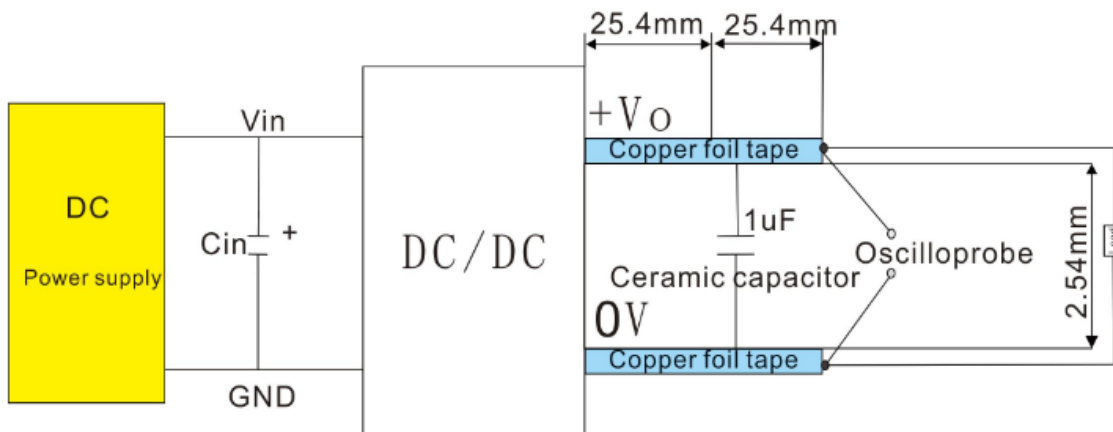


Working environment temperature	-40°C ~ 85°C
Storage temperature	-55°C ~ 125°C
The shell heats up when the product works	35°C (TYP)
Insulation strength (1 minute test time, less than 0.5MA leakage current)	1000VDC
Cooling way	Natural cooling
The average time between failures (TA = 25 °C)	1 million hours (MIN)
Insulation resistance (insulation voltage 500VDC)	1000MΩ(MIN)
The shell material	Flame retardant heat-resistant plastics(UL94-V0)

Reduction curve



Test method of ripple and noise



NOTE:

The combined voltage drop of the two parallel copper foil should be less than 2% of the output voltage.

Application notices